



**BIOMATERIALS**

BIOMATERIALS

Copyright © 2023 Caitlin Driver

Licensed under the Educational Community License, Version 2.0 (the "License"); you may not use this file except in compliance with the License.

You may obtain a copy of the License at <http://www.osedu.org/licenses/ECL-2.0>

Unless required by applicable law or agreed to in writing, software distributed under the License is distributed on an "AS IS" BASIS, WITHOUT WARRANTIES OR CONDITIONS OF ANY KIND, either express or implied. See the License for the specific language governing permissions and limitations under the License.



Caitlin Driver

Department of Art

530 West Call Street

Fine Arts Building 220

Tallahassee, Florida 32306-1150

[caitlindriver@gmail.com](mailto:caitlindriver@gmail.com)





## CONTENTS

INTRODUCTION

RECIPES

10 INKS

13 DYES

16 BIOPLASTICS

27 ARTISTS, DESIGNERS, & MANUFACTURERS

RESOURCES

OPEN SOURCE LICENSE



# INTRODUCTION

Biomaterials are pure biodegradable substances and substrates made from pure and organic plant-based elements and chemical compounds. Biomaterials can be an alternative solution to synthetic materials such as polyethylene plastic bags, toxic dyes, and composite woods made with formaldehyde. By choosing biomaterial alternatives we can: create a responsible, waste-free, ecologically friendly, and sustainable design and manufacturing practice.

In this demonstration, I offer recipes I have made and possible fabrication techniques and applications through ways biomaterials have been employed by artists and designers.







# RECIPES

---

# INK

## HIBISCUS FLOWER



### TOOLS & EQUIPMENT

measuring cups / digital scale  
saucepan  
stirring spoon / whisk  
storage container

### INGREDIENTS

dried hibiscus flowers  
filtered water

- 1 combine 64g (2.25 oz or 1/2 cup) dried hibiscus flowers with 240 ml (approximately 8 oz or 1 cup) filtered water in a saucepan
- 2 heat the ingredients to a boil
- 3 simmer for approximately 15 minutes (or until the flower petal edges turn desaturated/light pink or white)
- 4 remove the flowers from the liquid with a stirring spoon
- 5 continue to simmer the liquid for approximately 30 - 45 minutes (or until most of the water evaporates out of the mixture), stirring occasionally
- 6 the ideal consistency for the ink is sticky like syrup but not sticking to the pan
- 7 remove the liquid from the heat
- 8 cool the liquid to room temperature, use it straight away, or store it in an air-tight container. you can keep the ink at room temperature. it can also be refrigerated to keep for longer
- \* thin the ink with water or a raw non-toxic oil. Over time the ink will oxidize. to prevent oxidation from occurring, coat the media with a biomaterial.

### TOOLS & EQUIPMENT

liquid measuring cup  
storage container / bowl

### INGREDIENTS

filtered water  
ash



## INK

### INCENSE & SAGE ASH

- 1 fill a small container or bowl with the ash left over from burning incense, sage, palo santo, etc
- 2 fill a separate container or bowl with 3 or more milliliters of filtered water
- 3 slowly add water to the ash until you reach a color and viscosity that satisfies an ideal level of saturation and consistency
- 4 apply ink to the surface of an absorbent material with a tool or brush
- 5 store ink in a sealed container
- \* you can also thin the ash with a raw non-toxic oil to achieve a different color, texture, and consistency.



# INK

## SPIRULINA

### TOOLS & EQUIPMENT

liquid measuring cup  
storage container / bowl

### INGREDIENTS

filtered water  
finely ground spirulina powder

- 1 fill a small container or bowl with 3 grams of finely ground spirulina powder
- 2 fill a separate container or bowl with 3 or more milliliters of filtered water
- 3 slowly add water to the spirulina powder until you reach a color and viscosity that satisfies an ideal level of saturation and consistency
- 4 apply ink to the surface of an absorbent material with a tool or brush
- 5 store ink in a sealed container
- \* over time the ink will oxidize green to blue.

# DYE

## TURMERIC ROOT

### TOOLS & EQUIPMENT

liquid measuring cup  
digital scale / measuring spoon  
storage container / bowl  
stirring spoon  
saucepan with lid  
strainer

### INGREDIENTS

filtered water  
turmeric powder

- 1 combine 5 grams of turmeric root with 3 liters of water in a saucepan
- 2 cover and heat for 15 minutes on a medium setting
- 3 remove the saucepan from heat and cool the dye to room temperature
- 4 you can make this recipe in batches. try varying the quantity of turmeric or water in the recipe to get a weaker or more concentrated solution. you can use the dye straight away. you could also store it in a clean jar or glass for up to 3 days at room temperature. you can keep this in the fridge if you want to keep it longer. you can even freeze the dye once it is at room temperature. you substitute this dye for water in a biomaterial recipe.



# DYE

## BUTTERFLY PEA FLOWER


- 1 combine 13 grams of dried butterfly pea flowers with up to 3 liters of water in a saucepan
- 2 cover and heat for 15 minutes on a medium/low setting
- 3 remove the cover
- 4 press the flowers against the edge of the pot with the back of a stirring spoon to release additional pigment. press as much as you would like until the flowers turn white
- 5 remove the flowers with the stirring spoon, or strain the dye
- 6 you can make this recipe in batches. depending on the amount of pigment in the flowers, you might be able to get a larger quantity of dye. try varying the number of flowers or water in the recipe to get a weaker or more concentrated solution. you can use the dye straight away. you could also store it in a clean jar or glass for up to 3 days at room temperature. you can keep this in the fridge if you want to keep it longer. you can even freeze the dye once it is at room temperature. you substitute this dye for water in a biomaterial recipe.

### TOOLS & EQUIPMENT

liquid measuring cup  
digital scale / measuring spoon  
storage container / bowl  
stirring spoon  
saucepan with lid  
strainer

### INGREDIENTS

filtered water  
butterfly pea flower



# DYE

## HIBISCUS FLOWER

- 1 combine 13 grams of dried hibiscus flowers with up to 3 liters of water in a saucepan
- 2 cover and heat for 15 minutes on a medium/low setting
- 3 remove the cover.
- 4 press the flowers against the edge of the pot with the back of a stirring spoon to release additional pigment. press as much as you would like until the flowers turn white
- 5 remove the flowers with the stirring spoon, or strain the dye
- 6 you can make this recipe in batches. depending on the amount of pigment in the flowers, you might be able to get a larger quantity of dye. try varying the number of flowers or water in the recipe to get a weaker or more concentrated solution. you can use the dye straight away. you could also store it in a clean jar or glass for up to 3 days at room temperature. you can keep this in the fridge if you want to keep it longer. you can even freeze the dye once it is at room temperature. you substitute this dye for water in a biomaterial recipe.

### TOOLS & EQUIPMENT

liquid measuring cup  
digital scale / measuring spoon  
storage container / bowl  
stirring spoon  
saucepan with lid  
strainer

### INGREDIENTS

filtered water  
hibiscus flowers



# BIOPLASTIC

## RAW GUAR GUM

### TOOLS & EQUIPMENT

mold  
liquid measuring cylinder  
water dropper / pipette  
degasser  
liquid measuring cup  
storage container / bowl

### INGREDIENTS

840ml filtered water  
8g organic guar gum powder  
5ml organic glycerin

- 1 combine water, glycerin, and guar gum powder in a blender
- 2 blend until smooth
- 3 pour the mixture into a degasser and degas for approximately 1-2 minutes to remove bubbles
- 4 transfer the mixture into a mold or dehydrator tray
- 5 dehydrate at 40° C for 1-2 days
- 6 remove bioplastic from mold or dehydrator tray and use it straight away. you can also prepare another batch of bioplastic and pour it over the dehydrated bioplastic and dehydrate it again to create a thicker material
- ★ this bioplastic will stick to other materials when wet.





# BIOPLASTIC

## HIBISCUS FLOWER AGAR


### TOOLS & EQUIPMENT


mold  
liquid measuring cylinder  
water dropper / pipette  
degasser  
liquid measuring cup  
storage container / bowl

### INGREDIENTS

8g organic agar powder  
5ml organic glycerin  
840ml hibiscus flower dye [ p.15 ]

- 1 combine hibiscus flower dye, glycerin, and agar powder in a saucepan
- 2 stir ingredients until the agar dissolves
- 3 heat the mixture to 95° C (just before boiling), gently stirring without creating bubbles the entire time
- 4 remove the liquid from the heat
- 5 let liquid cool at air temperature for 5-10 minutes
- 6 slowly and carefully pour 3-8mm of liquid into a mold or dehydrator tray and pop any air bubbles with a pin or toothpick
- 7 dehydrate the plastic at 35° C for 1-2 days, or air dry for 3-4 days
- ★ to prevention mold growth on air-dried bioplastic, you can spray a solution of 3-parts water, 1-part vinegar, and a few drops of peppermint essential oil on the top as it dries.





# BIOPLASTIC

## CHAMOMILE FLOWER AGAR

- 1 combine chamomile flower dye\*, glycerin, and agar powder in a saucepan
  - 2 stir ingredients until the agar dissolves
  - 3 heat the mixture to 95° C (just before boiling), gently stirring without creating bubbles the entire time
  - 4 remove the liquid from the heat
  - 5 let liquid cool at air temperature for 5-10 minutes
  - 6 slowly and carefully pour 3-8mm of liquid into a mold or dehydrator tray and pop any air bubbles with a pin or toothpick
  - 7 dehydrate the plastic at 35° C for 1-2 days, or air dry for 3-4 days
- ★ to prevent mold growth on air-dried bioplastic, you can spray a solution of 3-parts water, 1-part vinegar, and a few drops of peppermint essential oil on the top as it dries


to create chamomile dye, replace hibiscus flowers with chamomile flowers in the dye recipe on [ p.15 ].

### TOOLS & EQUIPMENT

mold  
liquid measuring cylinder  
water dropper / pipette  
degasser  
liquid measuring cup  
storage container / bowl

### INGREDIENTS

8g organic agar powder  
5ml organic glycerin  
840ml chamomile flower dye [ p.15 ]



# BIOPLASTIC

## SCRAP AGAR

- 1 combine filtered water, glycerin, and agar powder in a saucepan
- 2 stir ingredients until the agar dissolves
- 3 heat the mixture to 95° C (just before boiling), gently stirring without creating bubbles the entire time
- 4 remove the liquid from the heat
- 5 let liquid cool at air temperature for 5-10 minutes
- 6 fill a mold or dehydrator tray with scrap bioplastic. slowly and carefully pour 3-8mm of liquid on top and pop any air bubbles with a pin or toothpick
- 7 dehydrate the plastic at 35° C for 1-2 days, or air dry for 3-4 days
- ★ to prevent mold growth on air-dried bioplastic, you can spray a solution of 3-parts water, 1-part vinegar, and a few drops of peppermint essential oil on the top as it dries.

### TOOLS & EQUIPMENT

mold  
liquid measuring cylinder  
water dropper / pipette  
degasser  
liquid measuring cup  
storage container / bowl

### INGREDIENTS

840ml filtered water  
8g organic agar powder  
5ml organic glycerin  
scrap bioplastic

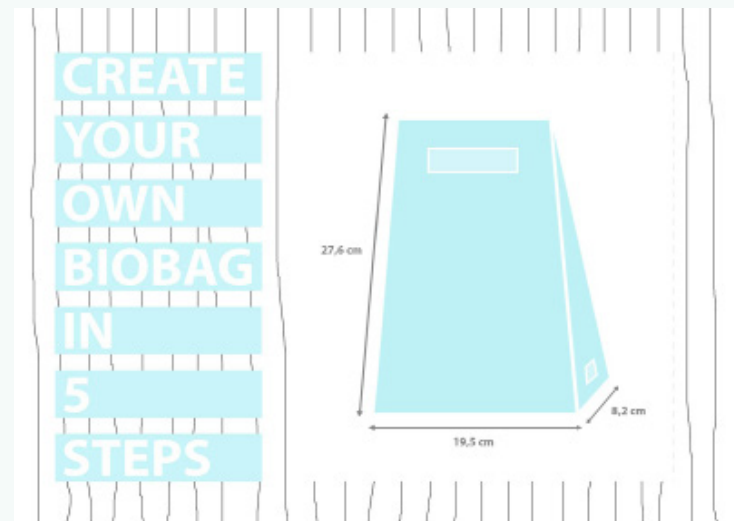




# APPLICATIONS

In addition to hand processing biomaterials through traditional methods like scoring, folding, cutting, casting, sewing, and gluing, architects, designers, artists, and chefs are employing rapid manufactured biomaterials in their creative practices. Included in this section are several examples of employed biomaterials.






## CLARA DAVIS

Independent Artist and Textile Designer Clara Davis is one of several who has worked with bioplastic to re-envision traditional petroleum-based plastic objects into biodegradable alternatives. Biobag is an open-source material recipe and bag pattern available online for anyone to resource for the creation of their biobag. Davis' biomaterial recipe combines water, glycerol, and gelatin. After cooking the ingredients, the bioplastic is dried for one week to dry.

# LIONNE VAN DEURSEN

Bacterial cellulose sheets are folded into beautifully crisp tessellating patterns in *Unfold*, a series of biofilm studies conducted by dutch designer Lionne Van Deursen. The designer says, “It’s biodegradable, strong, has a high flexibility, and can easily be shaped and folded in any desired shape” (Van Deursen, 2020). By exploring relief surfaces and 3-dimensional objects, Van Deursen demonstrates the material’s malleability and stability while leaving room for a creative mind to feast on the possibilities.





# HANNAH ELISABETH JONES

Multidisciplinary Artist and Designer Hannah Elisabeth Jones creates innovative textiles through which she expresses her interest in natural materials and passion for developing an ethical ecologically-sensitive art object. BioMarble, patent-worthy material, has an intriguing surface texture and pattern, but most important is the inclusion of waste-paper material as aggregate. Jones creates the BioMarble by stitching an ombre of naturally dyed bioplastics into a 3-Dimensional tessellation.



# PIÑATEX



**“Take time for reflection before action.”**

Developed by Dr. Carmen Hijosa, Piñatex is a non-biodegradable plant-based leather made from cellulose fibers extracted from pineapple leaves, PLA, and petroleum-based resin. Sustainably manufactured in the Philippines through a partnership with Dole Speciality, waste generated from pineapple processing is harvested and upcycled into a luxury fabric and then shipped to Italy or Spain for specialized finishing.

**“Working closely with the Dole Speciality Ingredients team on the ground helps us to create a wider positive social impact among farming communities and to continuously reduce our environmental footprint by valorising waste at scale.” (Ananas Anam 2021 Sustainability Report)**

Artists and designers have employed this plant leather in practice for garments, luggage, and furniture.

Rich throughout the culture of Ananas Anam and embedded in the fibers of Piñatex is mindfulness in action. The fabric asks one to consider, “have we considered every aspect of what we are creating?” and “How can we more mindfully utilize all aspects of our resources?”




## BOHEMA



Bohema designers Wiola and Sebastian work together to create streetwear dressed in innovative plant materials. Several of their shoes feature vegetable leather such as Piñatex pineapple leather, apple leather, or Vegan grape leather. Their products are exquisitely crafted, materially innovative and contemporary, and timeless in design.



# BANANATEX®



Bananatex® is a durable, technical fabric made from the Abaca banana plant's cellulose fibers. Abaca banana plants are self-sufficient, require no pesticides, fertilizer, or extra water, and are sustainable to harvest in the Philippine highlands. Bananatex® fabric came through material research and development by the design team known as QWSTION. QWSTION, founded by Swiss designers Christian Kaegi, Matthias Graf, and Hannes Schoeneggerf, focuses on and creates durable, sustainable, and ethically produced products.



# INUIKII



Inuikii designers have featured Abaca Bananatex® in their sneaker designs “Abaca Black” and “Abaca White.” These shoes feature Bananatex® outer construction and a non-slip eco-rubber 100% recycled rubber sole. Inuikii founder Cinzia Maag, focuses on creating pieces to feel stylish and comfortable, but most importantly, pieces that create an individual personal fashion statement that is all their own. “Aesthetics is my passion and what I adore” - Cinzia Maag (inuikii, 2022).



# RESOURCES

[Bananatex®](#)

[Clara Davis](#)

[Green Chemistry Principles](#)

[Hannah Elisabeth Jones](#)

[Inuikii](#)

[Lionne Van Deursen](#)

[Materiom](#)

[Piñatex](#)

Stevens, E. (2002). Green Plastics: An Introduction to the New Science of Biodegradable Plastics  
Princeton University Press



**OPEN SOURCE LICENSE**

## Attribution 4.0 International

---

Creative Commons Corporation (“Creative Commons”) is not a law firm and does not provide legal services or legal advice. Distribution of Creative Commons public licenses does not create a lawyer-client or other relationship. Creative Commons makes its licenses and related information available on an “as-is” basis. Creative Commons gives no warranties regarding its licenses, any material licensed under their terms and conditions, or any related information. Creative Commons disclaims all liability for damages resulting from their use to the fullest extent possible.

### Using Creative Commons Public Licenses

Creative Commons public licenses provide a standard set of terms and conditions that creators and other rights holders may use to share original works of authorship and other material subject to copyright and certain other rights specified in the public license below. The following considerations are for informational purposes only, are not exhaustive, and do not form part of our licenses.

Considerations for licensors: Our public licenses are intended for use by those authorized to give the public permission to use material in ways otherwise restricted by copyright and certain other rights. Our licenses are irrevocable. Licensors should read and understand the terms and conditions of the license they choose before applying it. Licensors should also secure all rights necessary before applying our licenses so that the public can reuse the material as expected. Licensors should clearly mark any material not subject to the license. This includes other CC-licensed material, or material used under an exception or limitation to copyright. More considerations for licensors: [wiki.creativecommons.org/Considerations\\_for\\_licensors](http://wiki.creativecommons.org/Considerations_for_licensors)

Considerations for the public: By using one of our public licenses, a licensor grants the public permission to use the licensed material under specified terms and conditions. If the licensor’s permission is not necessary for any reason—for example, because of any applicable exception or limitation to copyright—then that use is not regulated by the license. Our licenses grant only permissions under copyright and certain other rights that a licensor has authority to grant. Use of the licensed material may still be restricted for other reasons, including because others have copyright or other rights in the material. A licensor may make special requests, such as asking that all changes be marked or described. Although not required by our licenses, you are encouraged to respect those requests where reasonable. More considerations for the public: [wiki.creativecommons.org/Considerations\\_for\\_licensees](http://wiki.creativecommons.org/Considerations_for_licensees)

---

## Creative Commons Attribution 4.0 International Public License

By exercising the Licensed Rights (defined below), You accept and agree to be bound by the terms and conditions of this Creative Commons Attribution 4.0 International Public License (“Public License”). To the extent this Public License may be interpreted as a contract, You are granted the Licensed Rights in consideration of Your acceptance of these terms and conditions, and the Licensor grants You such rights in consideration of benefits the Licensor receives from making the Licensed Material available under these terms and conditions.

### Section 1 -- Definitions.

- a. Adapted Material means material subject to Copyright and Similar Rights that is derived from or based upon the Licensed Material and in which the Licensed Material is translated, altered, arranged, transformed, or otherwise modified in a manner requiring permission under the Copyright and Similar Rights held by the Licensor. For purposes of this Public License, where the Licensed Material is a musical work, performance, or sound recording, Adapted Material is always produced where the Licensed Material is synched in timed relation with a moving image.
- b. Adapter’s License means the license You apply to Your Copyright and Similar Rights in Your contributions to Adapted Material in accordance with the terms and conditions of this Public License.
- c. Copyright and Similar Rights means copyright and/or similar rights closely related to copyright including, without limitation, performance, broadcast, sound recording, and Sui Generis Database Rights, without regard to how the rights are labeled or categorized. For purposes of this Public License, the rights specified in Section 2(b)(1)-(2) are not Copyright and Similar Rights.
- d. Effective Technological Measures means those measures that, in the absence of proper authority, may not be circumvented under laws fulfilling obligations under Article 11 of the WIPO Copyright Treaty adopted on December 20, 1996, and/or similar international agreements.
- e. Exceptions and Limitations means fair use, fair dealing, and/or any other exception or limitation to Copyright and Similar Rights that applies to Your use of the Licensed Material.
- f. Licensed Material means the artistic or literary work, database, or other material to which the Licensor applied this Public License.
- g. Licensed Rights means the rights granted to You subject to the terms and conditions of this Public License, which are limited to all Copyright and Similar Rights that apply to Your use of the Licensed Material and that the Licensor has authority to license.
- h. Licensor means the individual(s) or entity(ies) granting rights under this Public License.

i. Share means to provide material to the public by any means or process that requires permission under the Licensed Rights, such as reproduction, public display, public performance, distribution, dissemination, communication, or importation, and to make material available to the public including in ways that members of the public may access the material from a place and at a time individually chosen by them.

j. Sui Generis Database Rights means rights other than copyright resulting from Directive 96/9/EC of the European Parliament and of the Council of 11 March 1996 on the legal protection of databases, as amended and/or succeeded, as well as other essentially equivalent rights anywhere in the world.

k. You means the individual or entity exercising the Licensed Rights under this Public License. Your has a corresponding meaning.

## Section 2 -- Scope.

### a. License grant.

1. Subject to the terms and conditions of this Public License, the Licensor hereby grants You a worldwide, royalty-free, non-sublicensable, non-exclusive, irrevocable license to exercise the Licensed Rights in the Licensed Material to:

- a. reproduce and Share the Licensed Material, in whole or in part; and
- b. produce, reproduce, and Share Adapted Material.

2. Exceptions and Limitations. For the avoidance of doubt, where Exceptions and Limitations apply to Your use, this Public License does not apply, and You do not need to comply with its terms and conditions.

3. Term. The term of this Public License is specified in Section 6(a).

4. Media and formats; technical modifications allowed. The Licensor authorizes You to exercise the Licensed Rights in all media and formats whether now known or hereafter created, and to make technical modifications necessary to do so. The Licensor waives and/or agrees not to assert any right or authority to forbid You from making technical modifications necessary to exercise the Licensed Rights, including technical modifications necessary to circumvent Effective Technological Measures. For purposes of this Public License, simply making modifications authorized by this Section 2(a) never produces Adapted Material.

5. Downstream recipients.

- a. Offer from the Licensor -- Licensed Material. Every recipient of the Licensed Material automatically receives an offer from the Licensor to exercise the Licensed Rights under the terms and conditions of this Public License.
- b. No downstream restrictions. You may not offer or impose any additional or different terms or conditions on, or apply any Effective Technological Measures to, the Licensed Material if doing so restricts exercise of the Licensed Rights by any recipient of the Licensed Material.

6. No endorsement. Nothing in this Public License constitutes or may be construed as permission to assert or imply that You are, or that Your use of the Licensed Material is, connected with, or sponsored, endorsed, or granted official status by, the Licensor or others designated to receive attribution as provided in Section 3(a)(1)(A)(i).

### b. Other rights.

1. Moral rights, such as the right of integrity, are not licensed under this Public License, nor are publicity, privacy, and/or other similar personality rights; however, to the extent possible, the Licensor waives and/or agrees not to assert any such rights held by the Licensor to the limited extent necessary to allow You to exercise the Licensed Rights, but not otherwise.

2. Patent and trademark rights are not licensed under this Public License.

3. To the extent possible, the Licensor waives any right to collect royalties from You for the exercise of the Licensed Rights, whether directly or through a collecting society under any voluntary or waivable statutory or compulsory licensing scheme. In all other cases the Licensor expressly reserves any right to collect such royalties.

## Section 3 -- License Conditions.

Your exercise of the Licensed Rights is expressly made subject to the following conditions.

### a. Attribution.

1. If You Share the Licensed Material (including in modified form), You must:

- a. retain the following if it is supplied by the Licensor with the Licensed Material:

- i. identification of the creator(s) of the Licensed Material and any others designated to receive attribution, in any reasonable manner requested by the Licensor (including by pseudonym if designated);
    - ii. a copyright notice;
    - iii. a notice that refers to this Public License;
    - iv. a notice that refers to the disclaimer of warranties;
    - v. a URI or hyperlink to the Licensed Material to the extent reasonably practicable;
  - b. indicate if You modified the Licensed Material and retain an indication of any previous modifications; and
  - c. indicate the Licensed Material is licensed under this Public License, and include the text of, or the URI or hyperlink to, this Public License.
2. You may satisfy the conditions in Section 3(a)(1) in any reasonable manner based on the medium, means, and context in which You Share the Licensed Material. For example, it may be reasonable to satisfy the conditions by providing a URI or hyperlink to a resource that includes the required information.
3. If requested by the Licensor, You must remove any of the information required by Section 3(a)(1)(A) to the extent reasonably practicable.
4. If You Share Adapted Material You produce, the Adapter's License You apply must not prevent recipients of the Adapted Material from complying with this Public License.

#### Section 4 -- Sui Generis Database Rights.

Where the Licensed Rights include Sui Generis Database Rights that apply to Your use of the Licensed Material:

- a. for the avoidance of doubt, Section 2(a)(1) grants You the right to extract, reuse, reproduce, and Share all or a substantial portion of the contents of the database;
- b. if You include all or a substantial portion of the database contents in a database in which You have Sui Generis Database Rights, then the database in which You have Sui Generis Database Rights (but not its individual contents) is Adapted Material; and
- c. You must comply with the conditions in Section 3(a) if You Share all or a substantial portion of the contents of the database.

For the avoidance of doubt, this Section 4 supplements and does not replace Your obligations under this Public License where the Licensed Rights include other Copyright and Similar Rights.

#### Section 5 -- Disclaimer of Warranties and Limitation of Liability.

- a. UNLESS OTHERWISE SEPARATELY UNDERTAKEN BY THE LICENSOR, TO THE EXTENT POSSIBLE, THE LICENSOR OFFERS THE LICENSED MATERIAL AS-IS AND AS-AVAILABLE, AND MAKES NO REPRESENTATIONS OR WARRANTIES OF ANY KIND CONCERNING THE LICENSED MATERIAL, WHETHER EXPRESS, IMPLIED, STATUTORY, OR OTHER. THIS INCLUDES, WITHOUT LIMITATION, WARRANTIES OF TITLE, MERCHANTABILITY, FITNESS FOR A PARTICULAR PURPOSE, NON-INFRINGEMENT, ABSENCE OF LATENT OR OTHER DEFECTS, ACCURACY, OR THE PRESENCE OR ABSENCE OF ERRORS, WHETHER OR NOT KNOWN OR DISCOVERABLE. WHERE DISCLAIMERS OF WARRANTIES ARE NOT ALLOWED IN FULL OR IN PART, THIS DISCLAIMER MAY NOT APPLY TO YOU.
- b. TO THE EXTENT POSSIBLE, IN NO EVENT WILL THE LICENSOR BE LIABLE TO YOU ON ANY LEGAL THEORY (INCLUDING, WITHOUT LIMITATION, NEGLIGENCE) OR OTHERWISE FOR ANY DIRECT, SPECIAL, INDIRECT, INCIDENTAL, CONSEQUENTIAL, PUNITIVE, EXEMPLARY, OR OTHER LOSSES, COSTS, EXPENSES, OR DAMAGES ARISING OUT OF THIS PUBLIC LICENSE OR USE OF THE LICENSED MATERIAL, EVEN IF THE LICENSOR HAS BEEN ADVISED OF THE POSSIBILITY OF SUCH LOSSES, COSTS, EXPENSES, OR DAMAGES. WHERE A LIMITATION OF LIABILITY IS NOT ALLOWED IN FULL OR IN PART, THIS LIMITATION MAY NOT APPLY TO YOU.
- c. The disclaimer of warranties and limitation of liability provided above shall be interpreted in a manner that, to the extent possible, most closely approximates an absolute disclaimer and waiver of all liability.

#### Section 6 -- Term and Termination.

- a. This Public License applies for the term of the Copyright and Similar Rights licensed here. However, if You fail to comply with this Public License, then Your rights under this Public License terminate automatically.
- b. Where Your right to use the Licensed Material has terminated under Section 6(a), it reinstates:
  1. automatically as of the date the violation is cured, provided it is cured within 30 days of Your discovery of the violation; or



2. upon express reinstatement by the Licensor. For the avoidance of doubt, this Section 6(b) does not affect any right the Licensor may have to seek remedies for Your violations of this Public License.

c. For the avoidance of doubt, the Licensor may also offer the Licensed Material under separate terms or conditions or stop distributing the Licensed Material at any time; however, doing so will not terminate this Public License.

d. Sections 1, 5, 6, 7, and 8 survive termination of this Public License.

Section 7 -- Other Terms and Conditions.

a. The Licensor shall not be bound by any additional or different terms or conditions communicated by You unless expressly agreed.

b. Any arrangements, understandings, or agreements regarding the Licensed Material not stated herein are separate from and independent of the terms and conditions of this Public License.

Section 8 -- Interpretation.

a. For the avoidance of doubt, this Public License does not, and shall not be interpreted to, reduce, limit, restrict, or impose conditions on any use of the Licensed Material that could lawfully be made without permission under this Public License.

b. To the extent possible, if any provision of this Public License is deemed unenforceable, it shall be automatically reformed to the minimum extent necessary to make it enforceable. If the provision cannot be reformed, it shall be severed from this Public License without affecting the enforceability of the remaining terms and conditions.

c. No term or condition of this Public License will be waived and no failure to comply consented to unless expressly agreed to by the Licensor.

d. Nothing in this Public License constitutes or may be interpreted as a limitation upon, or waiver of, any privileges and immunities that apply to the Licensor or You, including from the legal processes of any jurisdiction or authority.

=====

Creative Commons is not a party to its public licenses. Notwithstanding, Creative Commons may elect to apply one of its public licenses to material it publishes and in those instances will be considered the "Licensor." The text of the Creative Commons public licenses is dedicated to the public domain under the CC0 Public Domain Dedication. Except for the limited purpose of indicating that material is shared under a Creative Commons public license or as otherwise permitted by the Creative Commons policies published at [creativecommons.org/policies](https://creativecommons.org/policies), Creative Commons does not authorize the use of the trademark "Creative Commons" or any other trademark or logo of Creative Commons without its prior written consent including, without limitation, in connection with any unauthorized modifications to any of its public licenses or any other arrangements, understandings, or agreements concerning use of licensed material. For the avoidance of doubt, this paragraph does not form part of the public licenses.

Creative Commons may be contacted at [creativecommons.org](https://creativecommons.org).







959AA3